


3M™ Round Conductor Flat Cable

1.0 mm 28 AWG Stranded, PVC

3625 Series



- 28 AWG stranded conductors on 1 mm wire spacing is designed for mass termination to metric connectors
- Stranded wire provides flexibility and extended product life
- Zippable for branching or discrete termination

Date Modified: November 14, 2006

TS-0452-11
Sheet 1 of 2

Physical

Insulation

Material: Polyvinyl Chloride (PVC)

Color: Gray

Marking:

Standard: None

CSA Option: **AWM** 2651 105C 300V VW1 3M NU C **AWM** IA 105C 300V FT1 EU <50V

Conductors: 28 AWG, 7 x 36 AWG [7 x ϕ 0.127] Tinned Stranded Copper

Electrical

Voltage Rating: USA: 300V

Canada: 300V

EU: <50V

Insulation Resistance: (Primary Cable) $> 1 \times 10^{10} \Omega/10 \text{ ft. [3m]}$

Unbalanced

Balanced

Characteristic Impedance: 89 Ω

146 Ω

Capacitance: 54.5 pF/m [16.6 pF/ft]

32.2 pF/m [9.8 pF/ft]

Inductance: 0.43 $\mu\text{H/m}$ [0.14 $\mu\text{H/ft}$]

0.68 $\mu\text{H/m}$ [0.21 $\mu\text{H/ft}$]

Propagation Delay: 4.86 ns/m [1.48 ns/ft]

4.69 ns/m [1.43 ns/ft]

Velocity of Propagation: 69%

71%

Note: Unbalanced is measured between ground-signal-ground conductors. Balanced is measured between signal conductors within a pair.

Environmental

Temperature Rating: -20°C to +105°C

Flammability Rating: USA: VW-1 Canada: FT1

"RoHS compliant" means that the product or part does not contain any of the following substances in excess of the following maximum concentration values in any homogeneous material, unless the substance is in an application that is exempt under RoHS: (a) 0.1% (by weight) for lead, mercury, hexavalent chromium, polybrominated biphenyls or polybrominated diphenyl ethers; or (b) 0.01% (by weight) for cadmium. Unless otherwise stated by 3M in writing, this information represents 3M's knowledge and belief based upon information provided by third party suppliers to 3M. Contain decaBDE. Compliant per EU Commission Decision 2005/17/EC, Annex Item 9a - Exemption for decaBDE in Polymeric Applications.

UL File No.: E42769, Style No.: 2651

3M

Interconnect Solutions

<http://www.3M.com/interconnects/>

3M is a trademark of 3M Company.


For technical, sales or ordering information call

800-225-5373

3M™ Round Conductor Flat Cable

1.0 mm 28 AWG Stranded, PVC

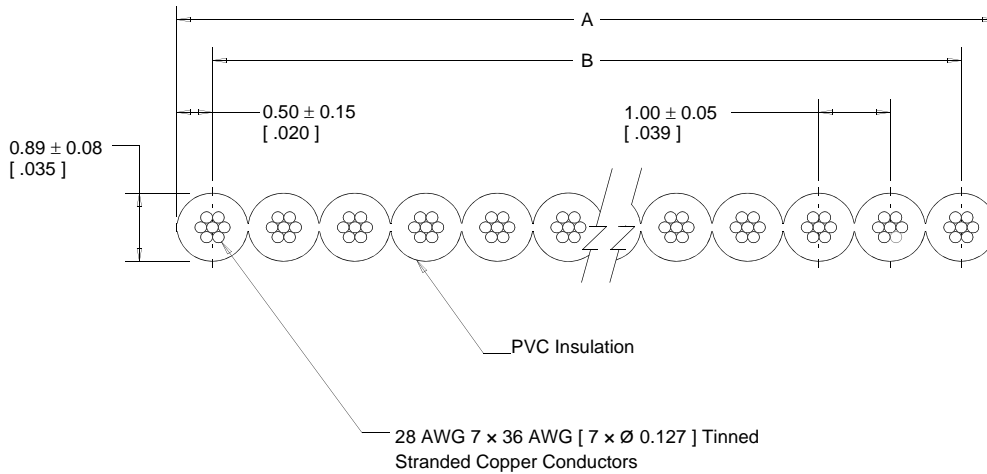
3625 Series

mm [inch]			
Tolerance Unless Noted			
mm	.0	.00	.000
	±.3	±.13	

[] Dimensions for Reference only



Number of Conductors	3M Part Number	Dimension A	Dimension B
06	3625/06	6.00 ± 0.20 [.236]	5.00 ± 0.18 [.197]
08	3625/08	8.00 ± 0.20 [.315]	7.00 ± 0.18 [.276]
10	3625/10	10.00 ± 0.20 [.394]	9.00 ± 0.18 [.354]
12	3625/12	12.00 ± 0.20 [.472]	11.00 ± 0.18 [.433]
14	3625/14	14.00 ± 0.20 [.551]	13.00 ± 0.18 [.512]
16	3625/16	16.00 ± 0.22 [.630]	15.00 ± 0.20 [.591]
18	3625/18	18.00 ± 0.22 [.709]	17.00 ± 0.20 [.669]
20	3625/20	20.00 ± 0.22 [.787]	19.00 ± 0.20 [.748]
22	3625/22	22.00 ± 0.22 [.866]	21.00 ± 0.20 [.827]
24	3625/24	24.00 ± 0.22 [.945]	23.00 ± 0.20 [.906]
26	3625/26	26.00 ± 0.22 [1.024]	25.00 ± 0.20 [.984]
28	3625/28	28.00 ± 0.22 [1.102]	27.00 ± 0.20 [1.063]
30	3625/30	30.00 ± 0.25 [1.181]	29.00 ± 0.23 [1.142]
32	3625/32	32.00 ± 0.25 [1.260]	31.00 ± 0.23 [1.220]
34	3625/34	34.00 ± 0.25 [1.339]	33.00 ± 0.23 [1.299]
36	3625/36	36.00 ± 0.25 [1.417]	35.00 ± 0.23 [1.378]
38	3625/38	38.00 ± 0.25 [1.496]	37.00 ± 0.23 [1.457]
40	3625/40	40.00 ± 0.25 [1.575]	39.00 ± 0.23 [1.535]
42	3625/42	42.00 ± 0.25 [1.654]	41.00 ± 0.23 [1.614]
44	3625/44	44.00 ± 0.25 [1.732]	43.00 ± 0.23 [1.693]
46	3625/46	46.00 ± 0.25 [1.811]	45.00 ± 0.23 [1.772]
48	3625/48	48.00 ± 0.25 [1.890]	47.00 ± 0.23 [1.850]
50	3625/50	50.00 ± 0.25 [1.969]	49.00 ± 0.23 [1.929]



Note: Red marking on one edge of the cable designates wire #1.

Ordering Information

Blank = Standard
C = Canadian Certified Version

3625/XX XXX M XX

Blank = Standard
SF = Splice Free

Length of Roll in Feet
30 = 30 meters Standard
100 = 100 meters Standard

Note: Contact 3M for availability of additional conductor counts and/or custom roll lengths.

Number of Conductors
(See Table)

TS-0452-11
Sheet 2 of 2

Important Notice

All statements, technical information, and recommendations related to 3M's products are based on information believed to be reliable, but the accuracy or completeness is not guaranteed. Before using this product, you must evaluate it and determine if it is suitable for your intended application. You assume all risks and liability associated with such use. Any statements related to the product which are not contained in 3M's current publications, or any contrary statements contained on your purchase order shall have no force or effect unless expressly agreed upon, in writing, by an authorized officer of 3M.



3M Electronics

6801 River Place Blvd.
Austin, TX 78726-9000
800/225-5373
www.3M.com/electronics

Warranty; Limited Remedy; Limited Liability.

This product will be free from defects in material and manufacture for a period of one (1) year from the time of purchase. **3M MAKES NO OTHER WARRANTIES INCLUDING, BUT NOT LIMITED TO, ANY IMPLIED WARRANTY OF MERCHANTABILITY OR FITNESS FOR A PARTICULAR PURPOSE.** If this product is defective within the warranty period stated above, your exclusive remedy shall be, at 3M's option, to replace or repair the 3M product or refund the purchase price of the 3M product. **Except where prohibited by law, 3M will not be liable for any indirect, special, incidental or consequential loss or damage arising from this 3M product, regardless of the legal theory asserted.**



Minimum 10%
Post-Consumer Fiber

Printed in USA.

© 3M 2006